





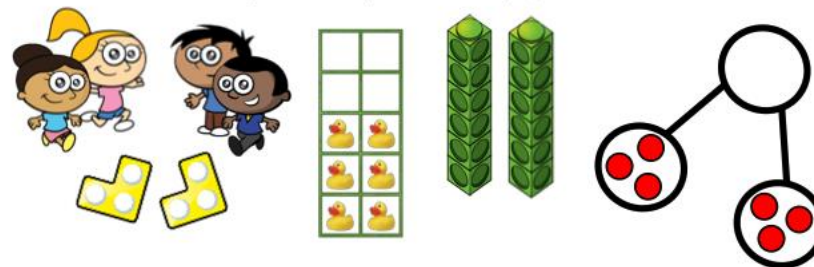
W/C 22.06.2020: Learning Project - Around the World Online

Age Range: EYFS

Weekly Reading Tasks	Weekly Phonics Tasks
<p>Monday- Listen to stories from around the world - including: Handa's Surprise, The Tiger's Child, and If The World Were a Village. Practise reading the following words. Write them onto flash cards to use at home. Phase 2: I, to, no, go into, the Phase 3: he, she, we, me, be, you, are, her, was, all, my, they Phase 4: said, have, like, so, do, come, some, little, one, were, there, what, when, out Phase 5: oh, people, Mr, Mrs, called, looked, could, asked, their</p>	<p>Monday- Ask your child if they can think of a fruit or vegetable for each letter of the alphabet i.e. a=apple, b=banana. Write out a set of words that the children will be able to decode/read. Put a set of objects in a box or hidden from the children and ask your child to read the word then find the object in the box.</p>
<p>Tuesday- Ask your child to retell the story of Handa's Surprise in their own words once they are familiar with it. Read keywords for this week (see Monday).</p>	<p>Tuesday- Play Odd and Bob. Children sort real words and nonsense words by sounding out. Countdown: Prepare a list of words for your child to read/decode. The object of this activity is to read as many words as possible within a given time. Start at timer and encourage your child to read the words one by one. How many words can they read in 1 minute? Or how long does it take for them to read all the words? Can they beat their time?</p>
<p>Wednesday- Follow the story All Are Welcome Here with your child. Discuss how your child's school makes everybody feel welcome. Read keywords for this week (see Monday).</p>	<p>Wednesday- ck,e,u,r,h,b Read and Race game - practise letter sounds, use phonic knowledge to blend the sounds together. Sentence substitution: Prepare a number of sentences at your child's current level and a list of alternative words for each sentence. Show your child the first sentence e.g., The man burnt the toast. Ask your child to read the sentence and then the list of additional words. Can they choose a word from the list and swap it into the original sentence to make a new one? E.g., The man burnt the towel. The funnier the better!</p>
<p>Thursday- Read the story of Handa's Surprise again, look at the features of capital letters to start sentences, capital letters for names and also full stops and exclamation marks. – Cut the story up into cards – ask your child to sequence the</p>	<p>Thursday- Encourage your child to read the caption using their phonic knowledge and match to the pictures.</p>

<p>cards in the correct order and retell the story. Read keywords for this week (see Monday).</p>	<div data-bbox="1137 76 1657 347">  </div> <p>Quickwrite words: Say a word (that your child will be able to decode) and encourage them to write it down. How many can they write in one minute?</p>
<p>Friday- Play memory games, 'I went to the market, I bought... The next person repeats the above sentence remembering the items bought already and adding a new one to the list each time. Use fruits like in Handa's Surprise. – Read keywords for this week (see Monday).</p>	<p>Friday- List countries from around the world e.g. Spain, Peru. Ask your child to identify the initial sound each country begins with. Can they identify other sounds e.g. S-p-ai-n? Find a piece of text (like a newspaper) that your child can use to become a digraph detective. Can they find the digraphs within the words?</p>
Weekly Writing Tasks	Weekly Maths Tasks- Doubling
<p>Monday- Encourage your child to look at the food in your kitchen and find out what countries some of it comes from. Search on a map for those countries. Help your child to trace the letter with which the name of those countries start.</p>	<p>Monday- Double means 'twice as many' give your child the opportunity to build doubles using real objects. Mirrors are a fun way for children to 'double' the quantities they build. Encourage your child to say the doubles as they build them 3.g. double 2 is 4. Provide examples of doubles and non-doubles for the children to sort and explain. 2 dice or dominoes provide a great way to look at doubles.</p> <div data-bbox="1149 882 1848 986">  </div> <p>https://whiterosemaths.com/homelearning/early-years/ Remember to use this link to access additional maths resources.</p>
<p>Tuesday- After listening to the story Handa's Surprise, ask your child to name and draw different fruits that they know. Label them using describing words.</p>	<p>Tuesday- Tell a story of someone having trouble looking after two dogs who will not do what they are told. Then they get given two more dogs to look after – now they have four and they have 'double trouble'! What about if they have three dogs – how many would be double trouble? Ask you chld to model doubling numbers upto 5 on their fingers and to select images to match the story numbers e.g. dominoes and dot patterns. What do you notice about the numbers and their patterns? What do you have to do when you double? How do know a number is a double?</p>

Allow the children to explore different ways to build doubles using real objects and practical equipment.



<https://whiterosemaths.com/homelearning/early-years/> Remember to use this link to access additional maths resources.

Wednesday- Ask your child to play in role as Handa from Handa's Surprise. Ask them questions and they must answer as Handa e.g. 'Handa, what is your favourite fruit?' They might answer by saying 'My favourite fruit is tangerines. I was very excited to find lots of them'.

Wednesday- Sit opposite to your child, set out a small quantity of small items like pebbles. As you child to make the same quantity and therefore doubling it. You could use fingers to match.




<https://whiterosemaths.com/homelearning/early-years/> Remember to use this link to access additional maths resources.

Thursday- Your child can draw a picture of a suitcase and all the things they might take on holiday. **CHALLENGE:** Ask your child to label the items.

Thursday Halving

Show your child a plate of strawberries (or other small fruit). Explain that you are going to share them into 2 equal groups so there will be half for you and half for your child. Put a handful straight onto each plate without counting – make sure one plate has more strawberries than the other. Ask if that is fair? Prompt your child to show you how to make it fair.

Repeat with 3 and 4 plates



They could share out the cards or dominoes before playing a game. Prompt the children to notice that sometimes they can make equal groups and sometimes they have items left over.

<https://whiterosemaths.com/homelearning/early-years/> Remember to use

this link to access additional maths resources.

Friday- Ask your child to pretend they are on holiday. Get them to make a postcard to send to someone at home. Ask your child to draw a picture of what they are doing on holiday. Can they make a list of what they are doing?

Friday- Teddy Bear Picnic -Provide 2 teddy bears, 2 plates and small even quantities of loose parts to represent different food items. Ask your child to share out the loose parts fairly so that each teddy gets the same. What will happen if another teddy joins the picnic?



<https://whiterosemaths.com/homelearning/early-years/>
Remember to use this link to access additional maths resources.

Learning Project - to be done throughout the week




The project this week aims to provide opportunities for your child to learn more about countries and cities around the world. Learning may focus on different cultures and traditions, famous landmarks, food and clothing.

Flags

- Look at flags from around the world. Discuss which are your child's favourites and why? Ask your child to design and make their own flag using 2d shapes.


Food Tasting

- Find some different foods/fruits from around the world and taste each one. These might include: pizza (Italy), curry (India) and taco (Mexican) or the fruits from the story Handa's Surprise. Your child can create a chart putting a tick next to each food they like and a cross next to the foods they dislike over the course of the week.

Dishes from around the world.	✓ or X
 pizza	
 curry	
 Hot dog	

Pleasing Puppets

- Make your own Handa's Surprise character puppet.



Where in the World?

- Discuss with your child where your family comes from in the world. If you have them available, show your child photographs of where you, or their grandparents, grew up. This might be similar to where they live now or completely different. Encourage your child to think about the differences between the places. Share your family photographs on Twitter at [#TheLearningProjects](#) so children can compare their own family origins with others.

Mindfulness

- Help your child find a safe space where they can lie down quietly with their eyes closed for a few minutes (this is a lovely activity to do outside if the weather is good).
- Ask them to take a few deep breaths to relax their body. Tell them to imagine they are on a magic carpet that can fly anywhere in the world. Where would they like to go? Will it be somewhere warm, or somewhere cold, or maybe they would like to travel into space. Encourage your child to imagine how it feels as the magic carpet lifts them off the ground and up into the sky. Can they feel the wind on their skin, hear the birds flying past or sense damp clouds moving close by? Tell them the magic carpet is now flying closer to the ground near their chosen destination. Ask them to imagine looking down over the edge of the carpet. What can they see? What can they hear? How does it make them feel?
- Encourage your child to take slow, deep breaths as they carry on their magical journey for as long as they like.

- If your child finds it difficult to close their eyes and imagine somewhere else in the world, you could show them some photographs, or pictures in a book, and then try the activity again.

STEM Learning Opportunities #sciencefromhome

Engineering Around the World – Bridges

- A bridge helps people move over obstacles like a river, a valley or a busy road. The world's longest bridge is in China and is 164.8km long. It would take more than two days to walk the length of this bridge. Do you have any bridges near your home? What do they look like?
- Try building a bridge out of paper, Lego or any other building materials you might have at home. Your bridge needs to be big enough for a toy car or small toy to travel over.

Additional learning resources parents may wish to engage with

[White Rose Maths](#) online maths lessons. Watch a lesson video and complete the worksheet (can be downloaded and completed digitally).


[Numbots](#). Your child can access this programme with their school login.

[IXL](#) Click on Maths, Reception. There are interactive games to play and guides for parents.

[Talk for Writing Home-school Booklets](#) are an excellent resource to support your child's speaking and listening, reading and writing skills.



www.robinhoodMAT.co.uk



Countries' Flags and Capitals



Afghanistan
Kabul



Albania
Tirana



Algeria
Algiers



Andorra
Andorra la Vella



Angola
Luanda



Antigua and Barbuda
St. John's



Argentina
Buenos Aires



Armenia
Yervan



Aruba
Oranjestad



Australia
Canberra



Austria
Vienna



Azerbaijan
Baku



Bahamas
Nassau




Bahrain
Manama



Bangladesh
Dhaka



Barbados
Bridgetown



Belarus
Minsk



Belgium
Brussels



Belize
Belmopan



Benin
Porto-Novo



Bhutan
Thimphu



Bolivia
Sucre



Bosnia and Herzegovina
Sarajevo




Botswana
Gaborone



Brazil
Brasilia



Brunei
Bandar Seri Begawan



Bulgaria
Sofia



Burkina Faso
Ouagadougou



Burundi
Gitega



Cabo Verde
Praia



Cambodia
Phnom Penh



Cameroon
Yaoundé



Canada
Ottawa



Central African Republic
Bangui



Chad
N'Djamena



Chile
Santiago



China
Beijing



Colombia
Bogotá



Cook Islands
Avarua



Comoros
Moroni



Costa Rica
San José



Croatia
Zagreb



Cuba
Havana



Cyprus
Nicosia



Czech Republic
Prague



Dominican Republic
Santo Domingo



Democratic Republic of Congo
Kinshasa



Denmark
Copenhagen



Djibouti
Djibouti City



Dominica
Roseau



East Timor
Dili



Ecuador
Quito



El Salvador
San Salvador



Egypt
Cairo



England
London



Equatorial Guinea
Malabo



Eritrea
Asmara



Estonia
Tallinn



Ethiopia
Addis Ababa



Fiji
Suva



Finland
Helsinki



France
Paris



Gabon
Libreville



Gambia
Banjul



Georgia
Tbilisi



Germany
Berlin




Ghana
Accra



Greece
Athens



Grenada
St. George's



Guatemala
Guatemala City



Guernsey
Saint Peter Port



Guinea
Conakry



Guinea-Bissau
Bissau



Guyana
Georgetown



Haiti
Port-au-Prince



Honduras
Tegucigalpa



Hungary
Budapest



Iceland
Reykjavik




India
New Delhi



Indonesia
Jakarta



HANDA'S SURPRISE



I wonder which fruit she'll like best?



Will she like the soft yellow...



or the sweet-smelling...



Will she like the round juicy...



or the ripe red...



Will she like the spiky-leaved...



the creamy green...





Which fruit
will Akeyo like
best?



"I've bought
you a ..."



"Hello, Akeyo"



"My favourite"



"That is a..."




TANGERINES



•

a cat on
a bed

•



•

to the top
of the hill

•



•

get off
the bus


•



•

no lid on
the pan

•



•

•

go to the
log hut



•

•


a hot hob



•

•

sit back
to back



•

•

a duck
and a hen